


2015 BEACON AWARD WINNER



# City of Hayward

Sustainability Best Practices Activities

A grid of 24 icons representing various sustainability topics. The icons include: two hands shaking, a water tap, a city skyline, a lightbulb, a wind turbine, a recycling symbol, a bus, a bicycle, and a recycling bin. The grid is composed of colored squares in shades of purple, green, and blue.

**ILG** INSTITUTE FOR LOCAL GOVERNMENT<sup>SM</sup>  
*Promoting Good Government at the Local Level*

## About This Document

This document tracks and shares local agency best practice activities completed and counted as part of a city or county's participation in the climate change and sustainability recognition program, the Beacon Program. The Beacon Program is a statewide program recognizing cities and counties that are working to reduce greenhouse gas emissions, save energy and adopt policies and programs that promote sustainability.

The Beacon Program is sponsored by the Institute for Local Government and the Statewide Energy Efficiency Collaborative. The Statewide Energy Efficiency Collaborative (SEEC) provides support to cities and counties to help them reduce greenhouse gas emissions and save energy. SEEC is an alliance between three statewide non-profit organizations and California's four Investor-Owned Utilities. It








## Supporting California local governments

The Beacon Program is funded by California utility customers and administered by Pacific Gas and Electric Company, San Diego Gas and Electric Company, Southern California Edison and Southern California Gas Company under the auspices of the California Public Utilities Commission.



## SPOTLIGHT AWARD

Areas of Accomplishment

		SILVER LEVEL	GOLD LEVEL	PLATINUM LEVEL
	Agency GHG Reductions			43%
	Community GHG Reductions			21%
	Agency Energy Savings			25%
	Natural Gas Savings		10%	
	Sustainability Best Practice Activities		2015	





## Energy Efficiency and Conservation Activity

Level	Energy Efficiency and Conservation Activity	Reported
<b>Silver</b>	1. Using Energy Efficiency and Conservation Block Grant funds, the city's Residential Energy Upgrade Program matched incentives that were available to homeowners who incorporated qualifying home improvement projects to lower energy use through the Energy Upgrade California™ Program. There were 25 residents who received Hayward's matching incentives and the completed projects resulted in energy savings of 3,709 kWh and 5,525 therms.	<b>2015</b>

Level	Energy Efficiency and Conservation Activities	Reported
<b>Gold</b>	<p>1. Using Energy Efficiency and Conservation Block Grant funds, the city's Large Energy Users (LEU) Program focused on Hayward's most "energy intensive" businesses that use a minimum of 1,500,000 kWh of electricity annually. In partnership with PG&amp;E, Hayward awarded up to \$50,000 per business to match PG&amp;E incentives for those projects that saved energy through PG&amp;E's Customized Retrofit Incentive Program. Eight businesses participated, resulting in combined savings of 536 kW, 3,486,910 kWh and 84,735 therms.</p> <p>2. Using Energy Efficiency and Conservation Block Grant funds, the city's Nonprofits and Governmental Agencies (NGA) program awarded up to \$10,000 per agency to assist mostly in lighting retrofits and HVAC tune-ups. This program was successful in reducing 353 kW and 892,590 kWh. It ran through the East Bay Energy Watch program. Details are outlined in that report.</p>	<b>2015</b>

Level	Energy Efficiency & Conservation Activities	Reported
<b>Platinum</b>	1. The city upgraded all of its streetlights (approximately 7,700) from HPS to LED in order to reduce electricity consumption, GHG emissions, and maintenance costs. This project is estimated to save 2.58 million kWh of energy per year. Read more at <a href="http://www.hayward-ca.gov/NEWS/2013/LED_FAQs.pdf">http://www.hayward-ca.gov/NEWS/2013/LED_FAQs.pdf</a>	<b>2015</b>





# Energy Efficiency and Conservation Activity

Level	Energy Efficiency & Conservation Activities	Reported
Platinum	<ol style="list-style-type: none"> <li data-bbox="345 495 1271 831">2. Hayward had the opportunity to host the Rising Sun Program in which local youth energy specialists conduct green house calls at residences. The green house calls consist of a walk-through energy and water efficiency assessment followed with free installation of various energy and water saving measures. Specifically in 2014, the youth energy specialists installed sufficient energy efficiency devices to produce an annual reduction of 63,803 kWh, 1,271, thereby reducing 44.5 metric tons of CO2. For more information, please see report #2 at <a href="http://www.hayward-ca.gov/CITY-GOVERNMENT/COUNCIL-STANDING-COMMITTEES/COUNCIL-SUSTAINABILITY-COMMITTEE/2015/CSC-CCSC011215full.pdf">http://www.hayward-ca.gov/CITY-GOVERNMENT/COUNCIL-STANDING-COMMITTEES/COUNCIL-SUSTAINABILITY-COMMITTEE/2015/CSC-CCSC011215full.pdf</a></li> <li data-bbox="345 831 1271 919">3. The city implemented several HVAC upgrades, including an air-conditioning chiller at the police department that is anticipated to save approximately 30% in annual energy costs.</li> </ol>	2015





# Water & Wastewater Systems Activity

Level	Water & Wastewater Systems Activity	Reported
Silver	1. The city constructed a new fats oils and grease (FOG) receiving station to allow for increase in FOG content to be added to the city's digesters at the water pollution control facility to help increase bio-gas production.	2015

Level	Water & Wastewater Systems Activities	Reported
Gold	<ol style="list-style-type: none"> <li>1. Beginning in August 2013, the city water pollution control facility began supplying four million gallons of reclaimed, treated water per day to the Russell City Energy Center for their cooling towers. This ensures that four million gallons of potable water is conserved. More information can be found at <a href="http://www.calpine.com/media/Water_Programs.pdf">http://www.calpine.com/media/Water_Programs.pdf</a></li> <li>2. The water pollution control facility upgraded its cogeneration system in November 2014, installing a 1,132 kW clean burn internal combustion engine that is twice as efficient as the old engine and produces nearly three times more energy than the old system. In addition to energy, the engine produces heat used to heat the plant's hot water loop used to heat the digesters. More information can be found at <a href="http://www.hayward-ca.gov/CITY-GOVERNMENT/COUNCIL-STANDING-COMMITTEES/COUNCIL-SUSTAINABILITY-COMMITTEE/2015/CSC-CCSC061815-P05.pdf">http://www.hayward-ca.gov/CITY-GOVERNMENT/COUNCIL-STANDING-COMMITTEES/COUNCIL-SUSTAINABILITY-COMMITTEE/2015/CSC-CCSC061815-P05.pdf</a></li> </ol>	2015

Level	Water & Wastewater Systems Activities	Reported
Platinum	<ol style="list-style-type: none"> <li>1. Hayward hosts an average of six classes annually, conducted by a noted landscape professional, to teach residents about water efficient plant selection and irrigation systems.</li> <li>2. High quality, water saving showerheads and faucet aerators are provided to customers at no cost upon request. To date, 981 showerheads and 1,726 aerators have been given to water account customers.</li> <li>3. Hayward worked with StopWaste to host a workshop at city hall to provide information about rebates available through Energy Upgrade California and to explain the Home Energy Analyzer online tool. StopWaste's contractor, Green Pro Network, conducted door-to-door canvassing to help secure attendees for the workshop. Approximately fifty people attended the meeting. City staff provided information about water conservation and energy-saving tips.</li> </ol>	2016





# Green Building Activity

Level	Green Building Activity	Reported
Silver	1. The city began offering an expedited, over-the-counter process for residential solar permits meeting certain criteria. This service allows residents to get their solar permits quickly and easily.	2015

Level	Green Building Activities	Reported
Gold	<p>1. The city's Green Building Ordinance was in effect from January 2010 through January 2014. In January 2014, the state's 2013 Building Standards Code took effect. The city's ordinance required new residential buildings to be Green Point rated and for additions and remodels to complete the Green Point checklist. The ordinance required new commercial buildings and major tenant improvements to exceed the building energy efficiency standards of the California Building Code (Title 24, Part 6) by at least 15%.</p> <p>2. The city first adopted a Water Efficient Landscape Ordinance in 1993. An updated City of Hayward Bay-Friendly Water Efficient Landscape Ordinance, which includes elements of the Hayward Environmentally Friendly Landscape Guidelines, went into effect January 2010.</p>	2015

Level	Green Building Activities	Reported
Platinum	<p>1. City Council adopted a Zero Net Energy (ZNE) ordinance for municipal buildings as follows: starting Jan.1, 2017, all new city buildings and renovations exceeding 50% of the building's value will be zero net energy. Lesser improvements to existing city buildings should include efficiencies and technologies that facilitate achieving zero net energy by 2030. The ordinance may be the first of its kind in California. The city's first ZNE building, the main library, is currently under construction. ZNE Policy: <a href="https://hayward.legistar.com/LegislationDetail.aspx?ID=2723495&amp;GUID=74417C83-4E7A-412E-94B4-8CA47A8E0A7B&amp;Options=&amp;Search">https://hayward.legistar.com/LegislationDetail.aspx?ID=2723495&amp;GUID=74417C83-4E7A-412E-94B4-8CA47A8E0A7B&amp;Options=&amp;Search</a>; ZNE Library: <a href="http://www.hayward-ca.gov/discover/news/oct15/groundbreaking-celebration">http://www.hayward-ca.gov/discover/news/oct15/groundbreaking-celebration</a>.</p>	2016





# Waste Reduction and Recycling Activity

Level	Waste Reduction Activity	Reported
Silver	1. Effective July 1, 2011, the city banned restaurants and all other vendors selling food from using polystyrene foam containers, which are not recyclables. More information can be found at <a href="http://user.govoutreach.com/hayward/faq.php?cid=17071">http://user.govoutreach.com/hayward/faq.php?cid=17071</a> .	2015

Level	Waste Reduction Activities	Reported
Gold	<ol style="list-style-type: none"> <li>1. Effective January 1, 2013, the city banned distribution of single-use plastic bags at checkout. More information can be found at <a href="http://www.hayward-ca.gov/GREEN-HAYWARD/plastic_bags.shtm">http://www.hayward-ca.gov/GREEN-HAYWARD/plastic_bags.shtm</a>.</li> <li>2. The city adopted Phase 1 of the Alameda County Waste Management Authority (ACWMA) authored ordinance on July 1, 2012, requiring larger businesses and all multi-family properties to separately collection recyclables. Phase 2 of the ordinance was implemented on March 1, 2015, which requires all businesses to separately collect recyclables and also required collection of food and compostable paper from all businesses (when organics waste is generated) and multi-family properties. More information can be found at <a href="http://www.hayward-ca.gov/GREEN-HAYWARD/mf-lb_recycling.shtm">http://www.hayward-ca.gov/GREEN-HAYWARD/mf-lb_recycling.shtm</a>.</li> </ol>	2015

Level	Waste Reduction Activities	Reported
Platinum		







# Climate-friendly Purchasing Activity

Level	Climate-Friendly Activity	Reported
Silver	1. City staff implemented an Environmentally Preferred Purchasing Policy in 2010. The policy has been implemented across departments and includes many programs such as those aimed to reduce paper usage (through web-based processing), purchasing recycled content paper, purchasing supplies through Staples Sustainable Earth line when possible, implementation of enterprise resource planning software, purchasing bay-friendly landscape materials, and use of bio-degradable cleaning products. More information can be found at <a href="http://www.hayward-ca.gov/CITY-GOVERNMENT/COUNCIL-STANDING-COMMITTEES/COUNCIL-SUSTAINABILITY-COMMITTEE/2014/CSC-CCSC040214full.pdf">www.hayward-ca.gov/CITY-GOVERNMENT/COUNCIL-STANDING-COMMITTEES/COUNCIL-SUSTAINABILITY-COMMITTEE/2014/CSC-CCSC040214full.pdf</a> .	2015

Level	Climate-Friendly Activities	Reported
Gold	1. In 2010, the city adopted a policy to purchase “100% post-consumer recycled” paper for all government operations. 2. In 2010, the city adopted a policy to eliminate the purchase of bottled water for government operations.	2015

Level	Climate-Friendly Activities	Reported
Platinum	1. In 2016, the city began including a “Sustainability Features” Section in staff reports, which has encouraged staff of all departments to consider the environmental impact of the projects and purchases that they are involved with <a href="https://hayward.legistar.com/LegislationDetail.aspx?ID=2636499&amp;GUID=218AD1B2-D340-4C82-BD4C-433851E52391&amp;Options=ID Text &amp;Search=sustainability+in+staff+reports">https://hayward.legistar.com/LegislationDetail.aspx?ID=2636499&amp;GUID=218AD1B2-D340-4C82-BD4C-433851E52391&amp;Options=ID Text &amp;Search=sustainability+in+staff+reports</a> .	2015





# Renewable Energy and Low-Carbon Fuels Activity

Level	Renewable Energy and Low Carbon Fuels Activity	Reported
Silver	<ol style="list-style-type: none"> <li>5,152 solar panels were installed west of the water pollution control facility. The system produces approximately 2,360,000 kW-hr/year. Combined with the upgraded cogeneration engine (described in Water and Wastewater Systems Activity) the facility regularly produces enough energy at peak times such that excess energy can be sold back to PG&amp;E. Coverage of this project can be found online at <a href="http://www.pv-tech.org/news/rec_solar_completes_1mw_solar_installation_at_city_of_hayward_water_polluti">www.pv-tech.org/news/rec_solar_completes_1mw_solar_installation_at_city_of_hayward_water_polluti</a>.</li> </ol>	2015

Level	Renewable Energy and Low Carbon Fuels Activity	Reported
Gold	<ol style="list-style-type: none"> <li>In 2012, a 51 kW solar PV system was installed on the utilities building. This system provides approximately 85% of the building's power needs and an annual cost savings of approximately \$14,800.</li> <li>In 2012, a 35 kW solar PV system was installed on the streets/water building at the corporation yard. This system provides approximately 80% of the building's power needs and an annual cost savings of approximately \$9,000.</li> </ol>	2015

Level	Renewable Energy and Low Carbon Fuels Activity	Reported
Platinum	<ol style="list-style-type: none"> <li>In 2015, the City authorized an Open Market for providers of PACE (Property Assessed Clean Energy) financing, in which property owners can finance energy efficiency, renewable energy, water conservation, and seismic upgrades with little or no up-front costs. <a href="http://www.hayward-ca.gov/services/city-services/pace-financing-energy-and-water-upgrades">www.hayward-ca.gov/services/city-services/pace-financing-energy-and-water-upgrades</a>.</li> </ol>	2015





# Efficient Transportation Activity

Level	Efficient Transportation Activity	Reported
<b>Silver</b>	1. Ten blink level 2 EV charging stations were installed in the Hayward Downtown Parking Garage, in an effort to close the gaps in the bay area charging network. One Charge Point level 2 charger was installed in the city hall basement to power the city's two Nissan Leaf's and any electric vehicles of visitors.	<b>2015</b>

Level	Efficient Transportation Activities	Reported
<b>Gold</b>	<ol style="list-style-type: none"> <li>1. In 2013, the city implemented a transportation fringe benefit program, E-Flex Transit, as a way for employees to set aside pre-tax wages to work-related commuting expenses via public transportation.</li> <li>2. Over the past five years, the city has increased the number of green vehicles from 14 to 26, an 85% increase. Furthermore, over the last couple years, 12 diesel-powered trucks have received significant system retrofits to reduce emissions.</li> </ol>	<b>2015</b>

Level	Efficient Transportation Activities	Reported
<b>Platinum</b>	1. In May 2015, the city expanded their electric vehicle (EV) charging stations, with a new station at the Hayward Executive Airport. This station is part of the Bay Area Charge Ahead Project, in an effort to close the gaps in the charging network. For more information, visit <a href="http://www.hayward-ca.gov/NEWS/2015/RELEASE_HWD-ChargingStation.pdf">www.hayward-ca.gov/NEWS/2015/RELEASE_HWD-ChargingStation.pdf</a> .	<b>2015</b>





# Land Use and Community Design Activity

Level	Land Use and Community Activity	Reported
Silver	1. The South Hayward BART/Mission Boulevard Form-Based Code became effective on October 11, 2011 and establishes updated zoning rules for properties in the area surrounding the South Hayward BART Station and nearby Mission Blvd. The code facilitates neighborhoods and Transit-Oriented Development (TOD) that is compact, pedestrian-oriented and mixed-use.	2015

Level	Land Use and Community Activities	Reported
Gold	1. The Mission Boulevard Corridor Specific Plan and Form-Based Code, adopted in February of 2014, is a long-term vision and strategy for development and redevelopment of a major north-south transportation corridor serving the eastern portion of the City of Hayward. Through implementation of the Plan and Code, the city hopes to attract new development along the Mission Boulevard Corridor that will include vibrant, pedestrian-friendly commercial uses; safe, desirable residential neighborhoods at sufficient densities to support public transportation; and a built form that supports and encourage such uses. 2. In 2014, the city's General Plan was updated and incorporated the Climate Action Plan to ensure consistency with all elements of the Plan.	2015

Level	Land Use and Community Activities	Reported
Platinum		





# Open Space and Offsetting Carbon Emission Activity

Level	Open Space Offsetting Carbon Emission Activities	Reported
<b>Silver</b>	1. Hayward has been named a 2014 Tree City USA by the Arbor Day Foundation in honor of its commitment to effective urban forest management. This is the 29th year Hayward has earned the national designation. Hayward achieved Tree City USA recognition by meeting the program's four requirements: a tree board or department, a tree-care ordinance, an annual community forestry budget of at least \$2 per capita and an Arbor Day observance and proclamation.	<b>2015</b>

Level	Open Space Offsetting Carbon Emission Activities	Reported
<b>Gold</b>	<p>1. The City of Hayward contracted with Davey Resource Group to inventory all publicly owned trees and developed a comprehensive report and management plan to maintain tree health. To read more, please visit <a href="http://www.hayward-ca.gov/CITY-GOVERNMENT/DEPARTMENTS/MAINTENANCE-SERVICES/documents/2012/HaywardCA_ResourceAnalysis_20120315.pdf">www.hayward-ca.gov/CITY-GOVERNMENT/DEPARTMENTS/MAINTENANCE-SERVICES/documents/2012/HaywardCA_ResourceAnalysis_20120315.pdf</a>.</p> <p>2. The 238 Mission Corridor Improvement Project, a three-year project completed in 2013, included three hundred new trees, Bay Friendly-rated landscaping, landscaped medians, improved sidewalks, new way-finding signs and new LED street lighting. All new landscaping is Water-Efficient and Bay-Friendly rated, using plants that are better suited to Hayward's climate, require less maintenance.</p>	<b>2015</b>

Level	Open Space Offsetting Carbon Emission Activities	Reported
<b>Platinum</b>	1. Hayward's Climate Action Plan was adopted in 2009.	<b>2015</b>





# Promoting Community and Individual Action Activity

Level	Promoting Community and Individual Action Activities	Reported
Silver	1. The Keep Hayward Clean and Green Task Force conducts monthly clean up events, during which members of the community can improve the health and appearance of their local Hayward neighborhoods. Read more about the task force at <a href="http://user.govoutreach.com/hayward/faq.php?cid=10863">http://user.govoutreach.com/hayward/faq.php?cid=10863</a> .	2015

Level	Promoting Community and Individual Action Activities	Reported
Gold	1. The city annually hosts an Environmental Awards Ceremony to recognized sustainability champions in the business sector, schools, and community. <a href="http://www.hayward-ca.gov/your-environment/get-involved/awards-contests">www.hayward-ca.gov/your-environment/get-involved/awards-contests</a> 2. The city annually hosts a Poster & Writing Contest to encourage local youth to express their knowledge and feelings about the environment artistically. <a href="http://www.hayward-ca.gov/your-environment/get-involved/awards-contests">www.hayward-ca.gov/your-environment/get-involved/awards-contests</a>	2016

Level	Promoting Community and Individual Action Activities	Reported
Platinum	1. In 2016, the city launched a new website, featuring a Green Portal, which provides comprehensive information to residents and business on how to save water, reduce energy use, and reduce waste. <a href="http://www.hayward-ca.gov/your-environment">www.hayward-ca.gov/your-environment</a> . 2. In 2016, the city hosted an Instagram contest during which residents were encouraged to take photos of their favorite outdoor location in Hayward. The winners were awarded movie tickets to a local theatre <a href="http://www.hayward-ca.gov/your-environment/get-involved/awards-contests">www.hayward-ca.gov/your-environment/get-involved/awards-contests</a> . 3. Hayward has hosted the California Youth Energy Services Program, in 2010, 2011, 2013, 2014, 2015, & 2016. This program enables local Youth energy specialists to conduct green house calls at residences. The green house calls consist of a walk-through energy and water efficiency assessment followed with free installation of various energy and water saving measures. Specifically in 2015, the youth energy specialists installed sufficient energy efficiency devices to produce an annual reduction of 50,681 kWh, 666 therms, thereby reducing 38.5 metric tons of CO2. For more information, please see <a href="https://hayward.legistar.com/LegislationDetail.aspx?ID=2529559&amp;GUID=39A0B7B0-2C92-4D85-8113-E09E408D15BD&amp;Options=ID Text &amp;Search=Community+Youth+Energy+Services">https://hayward.legistar.com/LegislationDetail.aspx?ID=2529559&amp;GUID=39A0B7B0-2C92-4D85-8113-E09E408D15BD&amp;Options=ID Text &amp;Search=Community+Youth+Energy+Services</a> .	2016



Notes:





# INSTITUTE FOR LOCAL GOVERNMENT<sup>SM</sup>

*Promoting Good Government at the Local Level*

© 2015 by Institute for Local Government

1400 K Street, Suite 205

Sacramento, CA 95814

916-658-8208

[www.ca-ilg.org](http://www.ca-ilg.org)

