

SILVER LEVEL AWARD WINNER

BEACON  
SPOTLIGHT  
AWARD  
WINNER  
BEST PRACTICE  
ACTIVITIES



 **Davis** **City of Davis**  
California Sustainability Best Practices Activities

## About This Document

This document tracks and shares local agency best practice activities completed and counted as part of a city or county's participation in the climate change and sustainability recognition program, the Beacon Award. The Beacon Award is a statewide program recognizing cities and counties that are working to reduce greenhouse gas emissions, save energy and adopt policies and programs that promote sustainability.

The Beacon Award is sponsored by the Institute for Local Government and the Statewide Energy Efficiency Collaborative. The Statewide Energy Efficiency Collaborative (SEEC) provides support to cities and counties to help them reduce greenhouse gas emissions and save energy. SEEC is an alliance between three statewide non-profit organizations and California's four Investor-Owned Utilities. It builds upon the unique resources, expertise and local agency relationships of each partner.








## Supporting California local governments

The Beacon Program is funded by California utility ratepayers and administered by Pacific Gas and Electric Company, San Diego Gas and Electric Company, Southern California Edison and Southern California Gas Company under the auspices of the California Public Utilities Commission.



## SPOTLIGHT AWARD

Areas of Accomplishment

		SILVER LEVEL	GOLD LEVEL	PLATINUM LEVEL
	Agency GHG Reductions			
	Community GHG Reductions			
	Agency Energy Savings			
	Natural Gas Savings			
	Sustainability Best Practice Activities	1 out of 10 categories		



# City of Davis

## Best Practice Activities

[www.ca-ilg.org/BeaconAward/](http://www.ca-ilg.org/BeaconAward/)



# Energy Efficiency and Conservation Activity

Level	Energy Efficiency and Conservation Activity	Reported
Silver	1. Replaced 325 street lights with LED light fixtures (\$1.2 million dollar project) reducing the energy use between 40-45 percent.	2015

Level	Energy Efficiency and Conservation Activities	Reported
Gold	1. Approved the concept of the Davis Energy Efficiency, Solar Energy and Water Conservation Financing Program to allow private property owners to finance energy efficiency improvements, solar installations and water conservation projects, through a city-sponsored financing mechanism resulting in a voluntary assessment on their individual property tax bills, and direct staff to continue work developing the program.  2. Participated in the Yolo Energy Watch program.	2015

Level	Energy Efficiency and Conservation Activities	Reported
Platinum	1. City created a "bike month" in May where the city encourages all community members to save gas and reduce CO2 emissions for that month <a href="http://city-council.cityofdavis.org/Media/Default/Documents/PDF/CityCouncil/CouncilMeetings/Agendas/20110419/Package/03-Sustainability-Program-Update.pdf">http://city-council.cityofdavis.org/Media/Default/Documents/PDF/CityCouncil/CouncilMeetings/Agendas/20110419/Package/03-Sustainability-Program-Update.pdf</a>	2015





## Water & Wastewater Systems Activity

Level	Water & Wastewater Systems Activity	Reported
Silver	1. The City of Davis is encouraging all water customers to reduce their use in an effort to lower water consumption citywide and prepare for a new consumption-based fixed rate structure. To help reach customers with information on water conservation, the city is beginning an enhanced public outreach effort. A website, outreach materials and increased involvement with the community at events and meetings are just part of the new program.	2015

Level	Water & Wastewater Systems Activities	Reported
Gold	1. Implemented the city's WaterInsight program, provided by WaterSmart Software. Personalized WaterInsight reports detail household water use, and compares it to homes of similar size, helping residents gain a clear understanding of where use reductions can be made.	2015



## Green Building Activity

Level	Green Building Activity	Reported
Silver	1. Adopted a construction and demolition recycling ordinance requiring 50% diversion.	2015







# Waste Reduction and Recycling Activity

Level	Waste Reduction Activity	Reported
Silver	1. The City of Davis Recycling Program is responsible for recycling outreach to 64,000 residents within the city. The city has an exclusive franchise waste agreement with a local private hauler, Davis Waste Removal (DWR). DWR collects trash, recyclables, yard materials and performs street sweeping within the city limits.	2015

Level	Waste Reduction Activities	Reported
Gold	<ol style="list-style-type: none"> <li>1. On November 12, 2013, the City Council adopted a Single-Use Carryout Bag Ordinance. The ordinance goes into effect July 1, 2014. <a href="#">Ordinance #2422: Single-Use Carryout Bags Ordinance</a>.</li> <li>2. The City of Davis offers workshops in waste and recycling practices including those to learn how to create your own active compost pile. This workshop will also place a great emphasis on simple ways of composting food scraps. Class attendees can enter to win kitchen food scrap collection pails and worm castings.</li> </ol>	2015

Level	Waste Reduction Activities	Reported
Platinum	1. On September 24, 2013 the city council voted to establish a single-family variable rate system for solid waste services. In the past, single-family customers were charged a flat rate, regardless of their garbage cart size. Now single-family customers are charged <a href="#">a different monthly rate</a> based on the size of their garbage cart.	2015





# Climate-friendly Purchasing Activity

Level	Climate-Friendly Activity	Reported
Silver	1. Purchase 100% recycled content copy paper.	2015

Level	Climate-Friendly Activities	Reported
Gold	<ol style="list-style-type: none"> <li>1. Implemented a program to reduce employee paper use by 25% using duplex printers, reducing the number of printing devices and evaluating employee education levels.</li> <li>2. Implemented a bottled water purchase policy to encourage local sourcing for city events where water may be served. The city worked with Davis Food Co-op to provide free drinking water during the 4th of July event at the community park.</li> </ol>	2015





# Renewable Energy and Low-Carbon Fuels Activity

Level	Renewable Energy and Low Carbon Fuels Activity	Reported
Silver	1. Implemented a green fleet program to add five hybrids and three electric vehicles.	2015

Level	Renewable Energy and Low Carbon Fuels Activity	Reported
Gold	<ol style="list-style-type: none"> <li>1. City hall is completely powered by the PVUSA solar farm in northeast Davis.</li> <li>2. Davis city government likewise has a big solar installation at its wastewater treatment plant east of town. The project consists of 3,500 solar panels (covering about six acres), and produces an estimated 1.7 million kWh per year — enough to cover most of the wastewater plant's energy demand of about 2.2 million kWh per year.</li> </ol>	2015







# Efficient Transportation Activity

Level	Efficient Transportation Activity	Reported
Silver	1. Created a commuter bike loan program with more than 10 employees participating.	2015
Level	Efficient Transportation Activities	Reported
Gold	<ol style="list-style-type: none"> <li>1. There are more bikes in Davis than there are cars, and 17 percent of trips are by bike. This is the only U.S. community that has two full-time bike coordinators (one for the city and one for U.C. Davis), plus staff, and two bicycle advisory committees (one on campus and one in the city). Davis has a seven-member Bicycle Advisory Commission, and U.C. Davis also has a separate Bicycle Programs Committee.</li> <li>2. Davis has bike lanes on approximately 95 percent of all its arterials and collectors. The city has 27 different grade separations for bicycles and pedestrians. In the last ten years alone, the city has spent well over 14 million just on bicycle projects. The city has recently spent \$7.4 million completing a bicycle undercrossing of a two lane county road, six lanes of Interstate 80, and two sets of railroad tracks. The year before that, the city spent \$3.2 million on a bicycle overcrossing of I-80 at the other end of town. Davis budgets about \$100,000 per year for bike path maintenance, and has just initiated another bicycle undercrossing project of a major arterial.</li> </ol>	2015
Level	Efficient Transportation Activities	Reported
Platinum	<ol style="list-style-type: none"> <li>1. Staff has developed the Beyond Platinum Bicycle Action Plan to improve bicycling in Davis. Staff employs an integrated, multi-modal approach to include walking and transit. The bicycle action plan is intended to be a community action plan through both the development and implementation phases.</li> <li>2. Implemented a robust bike education program. There is a comprehensive local bike map with tips and resources on the back, and the university offers Bike Ed courses and has league cycling instructors on staff.</li> <li>3. The City of Davis and UC Davis are in the process of establishing a west coast bicycle museum. Davis has secured \$400,000 from state Transportation Equity Act (TEA) funds to purchase a rare collection of bikes ranging from 1835 to 1920. Davis was one of the first cities in the U.S. to actively start planning for and incorporating the bicycle into its transportation infrastructure.</li> <li>4. Pilot program with Zipcar in operation Fall 2010. Current utilization rate at approximately 30%.</li> </ol>	2015

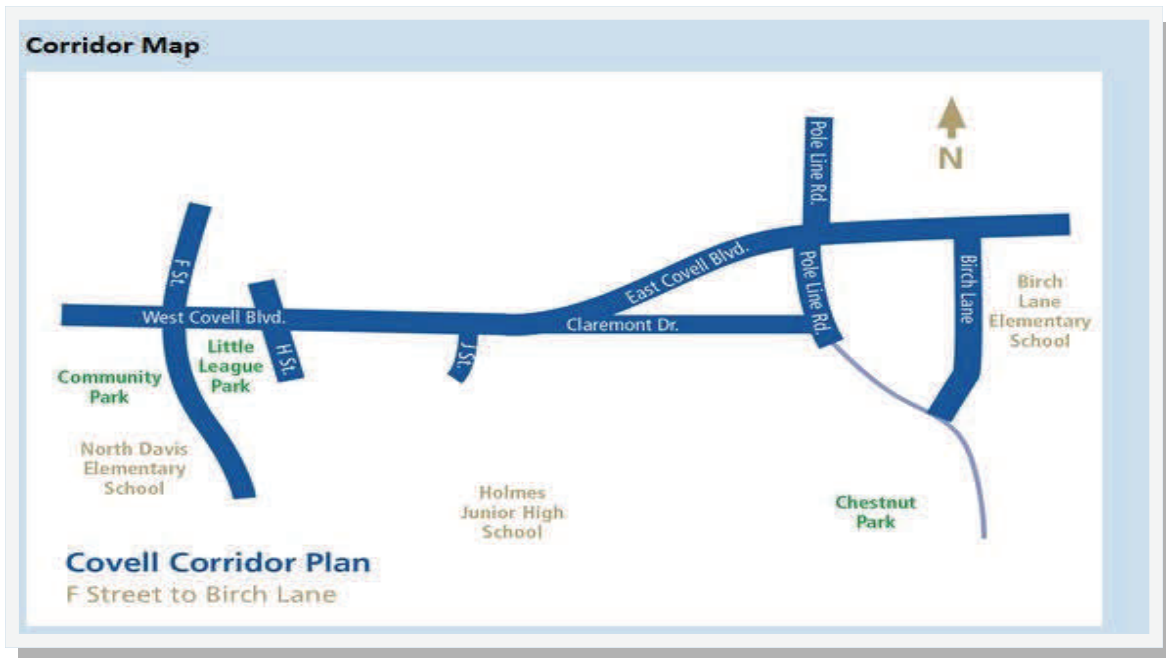




# Land Use and Community Design Activity

Level	Land Use and Community Activity	Reported
Silver	1. Implemented a Third Street improvement plan to enhance the area of Third Street between A Street and B Street which currently functions as a primary pedestrian and bicycle corridor with vehicular access connecting UC Davis with the downtown. The intersection of Third Street and A Street accommodates over 4,000 bicycles a day and a large volume of pedestrians. However, the project area suffers from narrow sidewalks, inadequate pedestrian amenities and lighting, absence of bicycle lanes and amenities, a lack of identity and sense of place, a steeply crowned street, above-ground utility lines and lacks contemporary drainage conveyance.	2015

Level	Land Use and Community Activities	Reported
Gold	1. City council adopted the East Covell Corridor Plan (ECCP), a comprehensive look at the existing transportation systems and residential, retail, and community assets on East Covell Boulevard between F Street and Birch Lane Road. The goal of the project is to identify realistic improvements to the Corridor that will enhance safety, circulation, identity and access for multiple modes of transportation.	2015





## Open Space and Offsetting Carbon Emission Activity

Level	Open Space Offsetting Carbon Emission Activities	Reported
Silver	1. Adopted a Farmland Preservation Ordinance mandating that developers who convert agricultural land to urban use are required to mitigate the farmland loss by protecting an equal area of remaining farmland with a conservation easement.	2015



## Promoting Community and Individual Action Activity

Level	Promoting Community and Individual Action Activities	Reported
Silver	<p>1. City Council approved a resolution establishing Green Schools Partnership (<a href="http://www.greenschools.net/">http://www.greenschools.net/</a>) with Davis Joint Unified School District. The resolution describes sustainable initiatives by the city and the District and resolves that the city will be a partner and co-sponsor with the District in the Green Schools program. The resolution gives four specific examples of interagency coordination:</p> <ul style="list-style-type: none"> <li>• Promoting increased bike ridership and coordination with Suggested Routes to School and with Street Smarts.</li> <li>• Increasing energy and water efficiency in joint use facilities through coordination with city maintenance and operational procedures and practices.</li> <li>• Involving city planning staff in projects to build or promote renewable energy generation.</li> <li>• Promoting the city's goals of reducing greenhouse gas emissions through programs to provide educational and informational opportunities.</li> </ul>	2015





# INSTITUTE FOR LOCAL GOVERNMENT<sup>SM</sup>

*Promoting Good Government at the Local Level*

© 2015 by Institute for Local Government  
1400 K Street, Suite 205  
Sacramento, CA 95814  
916-658-8208  
[www.ca-ilg.org](http://www.ca-ilg.org)

